

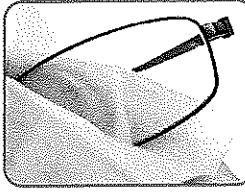
ENTERING ANTEROOM – CONTROLLED ENVIRONMENT

Please follow these instructions to ensure a safe and clean environment is kept




Preparation to Enter

- Cosmetics, nail polish/false nails, and jewelry must be removed
- Tie up hair if necessary and remove outer garments




Clean Personal Glasses

- If wearing glasses, clean frame and lenses with lens cleaner




Prior to Entering Don Headcover

- Ensure all hair is securely captured underneath and that it is placed over ears - use mirror if necessary




Prior to Entering Don Beard Cover *(if needed)*

- Ensure beard is covered entirely including stubble



Prior to Entering Don Facemask

- Ensure no gaps present by bending nose bar firmly over nose, mask is pulled down under chin, and ensure elastic secured behind ears/head



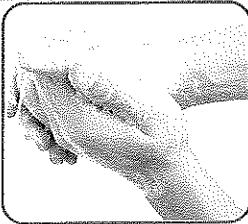
Enter Anteroom & Don Shoe Covers

- Ensure shoe completely incased then step over the line of demarcation one foot at a time after shoe cover placed

Once over the line of demarcation, proceed to sink to wash hands

ENTERING COMPOUNDING AREA

Please follow these instructions to ensure a safe and clean environment is kept




Perform Appropriate Hand Hygiene

- Follow directions above sink on proper way to wash hands (use disposable nail pick every time) and use low-lint wipes to dry hands



Don Gown

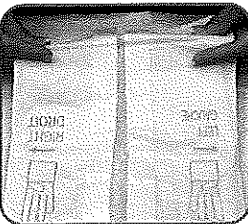
- Ensure all buttons are snapped and ID badge remains under gown
- If not wearing scrubs, don bunny suit



Apply Hand Sanitizer

- Allow hand sanitizer to dry completely and pull gown elastics over thumbs

Enter cleanroom without touching other surfaces
(proceed to Entering Hazardous Compounding Room if necessary)



Don Sterile Gloves

- Obtain correct glove size, remove outer package at empty surface, and appropriately don gloves
- Sanitize gloves with 70% IPA prior to entering hood

Remember Donning and Doffing should not occur at the same time in the anteroom. Doff your PPE in the location it was Donned.

ENTERING HAZARDOUS COMPOUNDING AREA

Please follow these instructions to ensure a safe and clean environment is kept for yourself, other healthcare personnel, and patients



Don 2nd Pair of Shoe Covers


- Prior to entering hazardous compounding room, ensure 2nd shoe cover completely incases first shoe cover



Don Hazardous Gown

- Prior to entering hazardous compounding room, don low-lint gown that ties at the back over current gown with new gown cuffs covering current gloves

Enter Hazardous Compounding Room



Don 2nd Pair of Sterile Gloves

- Obtain correct glove size, remove outerpackage at an empty surface, and appropriately don 2nd pair of sterile gloves
- If entering without gloves, don 2 pair of sterile gloves

EXITING HAZARDOUS COMPOUNDING AREA

Please follow these instructions to ensure a safe and clean environment

Remove the following items prior to leaving the Hazardous Compounding Room
and place in yellow bin

